

SPEED OF LIGHT.
ARTEX PRECISION.

ceramill[®] map



THE FULLY AUTOMATIC HIGH-PERFORMANCE SCANNER FOR OPEN ARTICULATOR SCANNING

The new Ceramill Map 600 high-performance scanner from the DNA generation offers intelligence, efficiency and maximum precision.

The scanner features an integrated universal carrier plate for all common types of articulator, which saves time-consuming plate changes. Due to Splitex integration, all the accessory components of the Map portfolio can be used.

The intelligent scan height control automatically moves the object to be scanned into the best possible scan area, thus offering the user increased process reliability, maximum convenience and protection against incorrect use. The new drive technology with an automatic Z-axis ensures ultra-precise and fast travel movement.

The highly sensitive industrial 3D sensor with Blue Light technology ensures outstanding depth of field and a scanning accuracy of 4µm.

The Ceramill Map 600 generates open STL or PLY data.

_Integrated, universal fixator for all common types of articulators ensures maximum flexibility

_Intelligent scan height control for optimum model alignment in the scan field offers the highest possible process reliability

_HD scan via 3D sensor with blue light technology and variable resolution guarantees optimal and reproducible results

_DNA Speed Scanning enables a full jaw scan with unrestrictedly usable results in only 18 seconds



**ARTICULATOR
SCAN**

**Open for
different
types**

**HIGH-
DEFINITION
SCANNING**

**Scanning
accuracy:
4µm**

CONVENIENT, FAST, PRECISE

Open housing design,

designed according to dental requirements for easy operation and highest scanning precision at the same time

One-piece interior

for easy cleaning of the interior while protecting sensitive components

High-Definition 3D Sensor

with blue light technology, variable resolution and integrated stray light cover for best results

Automatic Z-axis

for easy positioning of the scan object in the ideal measuring field range

Integrated multifunctional articulator fixator

for best possible scanning quality with all common articulators

Splitex plate

for Map accessory components

Quick access key for simple operation directly on the device



ARTICULATOR SCAN

To utilize the advantages of the virtual articulator, a 1:1 conversion of the model situation is required from the real articulator into a data set. The Ceramill Map 600 enables scanning articulated models directly in the articulator without prior transfer to a transfer station. During the scanning process, the model is transferred from the actual articulator to the software while retaining the axis relation. A wide variety of articulator types can be positioned and precisely scanned without any additional accessories on the integrated multifunctional support plate. This offers the user maximum convenience and speed.

- _Maximum precision through condyle-related scanning in the Artex workflow
- _Convenient and time-saving handling without any accessory components
- _Maximum precision due to ideally arranged scanning field

THE ROUTE TO THE PERFECT FIT



 **ceramill map 600**



ENTRY-LEVEL SCANNER - COMPACT, PRECISE, QUICK

Ceramill Map 200+ is a fully automatic stripe-light scanner offering uncomplicated handling with high precision, making it ideal for an introduction to CAD/CAM technology or for all users who want to produce precise scan data cost-effectively. Equipped with newly developed DNA Speed Scanning strategies and high-resolution 3D sensors, the Ceramill Map 200+ meets all precision and speed requirements. In combination with the automatic user guidance the Ceramill Map 200+ unites convenience and precision on a compact footprint of 390 x 360 x 310 mm.

Ceramill Map 200+ has an open interface, so that scans (STL files) can also be loaded in other CAD programmes.

_Maximum precision with minimum footprint

_“DNA Speed Scanning” reduces scan times by up to 50%

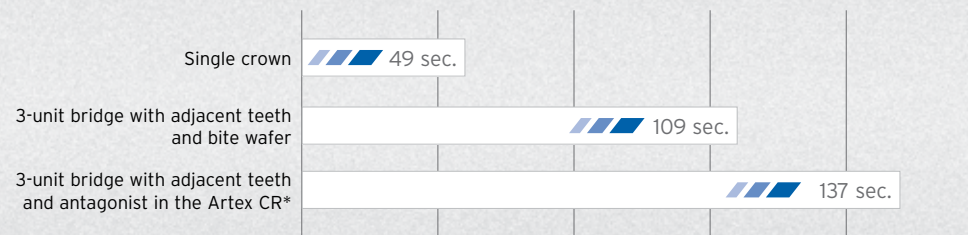
_Open interface and automatic user guidance



“DNA SPEED SCANNING” - SPEED AND PRECISION IN HARMONY.

Scan accurately to within 6µm with a 50% saving in time - the Ceramill Map 200+ and 400+ stripe-light scanners digitalise patient data both quickly and precisely using “DNA Speed Scanning”. It is the result of a continuously further developed scan workflow in which the scanning and matching processes were optimally routinised, thus significantly contributing to an efficient, economic workflow. The compact laboratory scanners are integral components of the Ceramill CAD/CAM system, which forms seamlessly interlocking system components into an efficient process chain of unparalleled precision and economy.

“ENTIRE SCAN PROCESS DURATION” (INCLUDING MATCHING)



Full arch scan:
18 sec.

Scan accuracy:
4-6 µm

ALL FUNCTIONS AT A GLANCE



	ceramill® map 200+	ceramill® map 600
Multi-Die	<input type="radio"/>	<input type="radio"/>
Impression Scan/Triple Tray	<input type="radio"/>	<input type="radio"/>
Texture and Color Scan	<input type="radio"/>	<input type="radio"/>
DNA Speed Scanning	<input type="radio"/>	<input type="radio"/>
Universal Scan	<input type="radio"/>	<input type="radio"/>
Splitex Integration	<input type="radio"/>	<input type="radio"/>
Background Matching	<input type="radio"/>	<input type="radio"/>
Open Scanning	<input type="radio"/>	<input type="radio"/>
All-In-Scan		<input type="radio"/>
Articulator Scan		<input type="radio"/>
Fixator Scan		<input type="radio"/>
Autofocus (automatic positioning of model)		<input type="radio"/>
HD Scan		<input type="radio"/>
Blue Light Technology		<input type="radio"/>

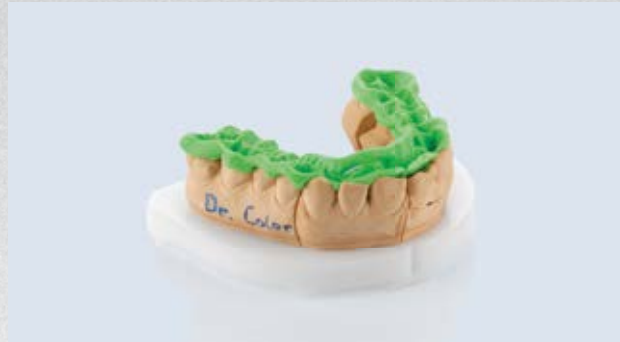
FULLY AUTOMATED WORKFLOWS AND NEW INTELLIGENT FEATURES

IMPRESSION SCAN



- _ Fully automated workflow for scanning impressions
- _ No manual intervention necessary
- _ Easy handling

TEXTURE AND COLOR SCAN



- _ Digitization of colored markings on the model
- _ Scanning of auxiliary lines (partial dentures/full dentures)

INTELLIGENT MULTI DIE - UP TO 12 STUMPS



- _ Scanning of up to 12 stumps
- _ In only two scanning steps to the perfect result
- _ Automatic alignment of the stumps in the model
- _ Maximum time saving

UNIVERSAL SCAN



- _ Universal carrier plate for flexible scanning of a host of different model systems
- _ Maximum flexibility for the user

ALL-IN



i ONLY FOR
MAP 600

- _ Digitization of a quadrant model in only two scanning steps
- _ Automatic alignment of up to 3 single stumps



AUTOFOCUS



i ONLY FOR
MAP 600

- _ Positioning of the model in the optimal measuring field
- _ Highest application safety through intelligent scan height control
- _ The best precision per indication

TECHNICAL DATA

	 ceramill® map 200+	 ceramill® map 600
Dimensions D/W/H (mm)	390 x 360 x 310	415 x 424 x 469
Weight	11 kg	25 kg
Electrical connected value	100-240 V, 50/60 Hz	100-240 V, 50/60 Hz
Electrical fuse	T 2 x 1.25A	T 2 x 1.6A
Output (W)	80	60
Accuracy (µm) according to DIN EN ISO 12836:2013-01	6	4
Accuracy (µm) implant bars	10	10
Axes	2	3
Recommended installation site	Table, no direct sunlight	Table, no direct sunlight
Full arch scan (sec.)	18	18
Single die with Ceramill Multi Cap (sec.)	4.5	4.5



AMANNGIRRBACH

AUSTRIA (HEADQUARTERS)

Amann Girrbach AG
Koblach, Austria
Fon +43 5523 62333-105
austria@amanngirrbach.com

GERMANY

Amann Girrbach GmbH
Pforzheim, Germany
Fon +49 7231 957-100
germany@amanngirrbach.com

NORTH AMERICA

Amann Girrbach North America, LP
Charlotte, NC, U.S.A.
Fon +1 704 837 1404
america@amanngirrbach.com

BRASIL

Amann Girrbach Brasil LTDA
Curitiba, Brasil
Fon +55 41 3287 0897
brasil@amanngirrbach.com

ASIA

Amann Girrbach Asia PTE LTD.
Singapore, Asia
Fon +65 6592 5190
singapore@amanngirrbach.com

CHINA

Amann Girrbach China Co., Ltd.
Beijing, China
Fon +86 10 8886 6064
china@amanngirrbach.com

WWW.AMANNGIRRBACH.COM