

TAURUS 



Continental delivery type

International delivery type

TAURUS 

Minimal design

Chair mounted dental unit
Ergonomic design offers a space saving and very efficient working environment



Basic configuration

Selected essential configurations are equipped
Many parts are removable for disinfection
Light sensor cup filler



Affordable pricing

Reasonably priced, equipping only necessary configurations
Various parts and instruments are offered economically



Control Switch Panel

Easy control of functions thanks to the direct buttons and intuitive color scheme



LCD Display (Option)

Cart Type



Doctor Table

Two (open holder or closed holder) instrument holders for two delivery systems (over patient or cart)



Open Holder




Close Holder

Assistant Table



Soft Chair Movements

Wide range of chair height - between 400mm and 695mm - and soft chair movements offer the best positions for both patients and operators




Spittoon

The spittoon bowl is easily removable without the help of any instrument and easy to clean and wash



Twin-articulating headrest

Various angles are enabled on the headrest, providing optimum positions for both adults and children (optional)



Rotating Armrest

The armrest ensures zero obstruction to patient entry and exit ; also provides comfort for the patient's arm



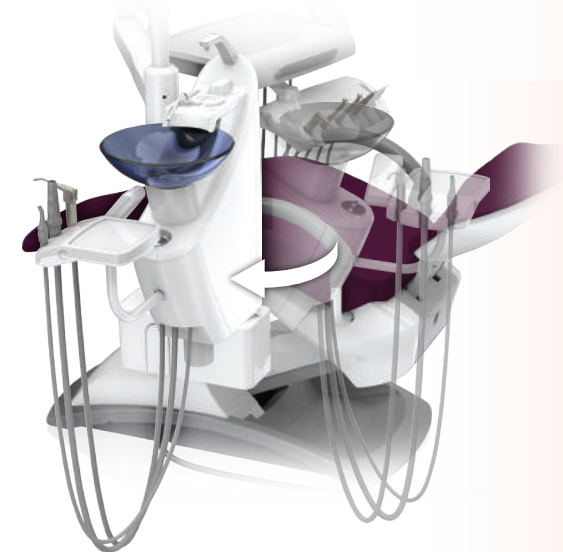
Operating light

The light reaches to optimal positions for both maxillary and mandibular treatments. (C-200 LED operating light is optional)




Rotating chair-mounted cuspidor unit

The compact swiveling body of the device allows the assistant to have better access to the patient



Safety Auto System







Safety feature of a backrest and assistant table ensures retraction if contact is made with any object



Seat Upholstery



Specification

Option				Standard	
					
S-Max M500/600	NCL35SS	BB-E	EX-6B	Saliva Ejector	Vacuum Syringe
					
EMS Scaler	Ti-Max X500L/X600L	Twinpower	NLX nano	CL-2000 Light	Foot Controller
					
IS-205	Ti-Max Ti 25L	Ti-Max Ti 65L	C-200 LED Light	Stool	



Rated voltage : AC 220V, 60Hz (110V, 50Hz available)
 Power consumption : 1.0kVA
 Seat movement powered by hydraulic motor
 Chair elevation range : Max. 695±20mm, Min. 400±20mm

Backrest inclination : 0±2° ~70±2°
 Seat length : 1820mm
 Weight : 165±5kg
 Chair auto position program : 2 positions

We reserve the right to modify the design or specifications with prior notice to allow for the improvement.

Manufacturer



Shinhung Co., Ltd.

Shinhung Building
450 Cheongpa-ro, Jung-gu, Seoul, Korea
Tel: +82-2-6366-2124, Fax: +82-2-6366-2131
E-mail : sky@shinhung.co.kr
<http://www.shinhung.co.kr>

We reserve the rights to modify the design or specifications without prior notice to allow for the improvement.

CC/1511/2000 Rev. 0